

VACUUM

VACUUM

VACUUM

VACUUM

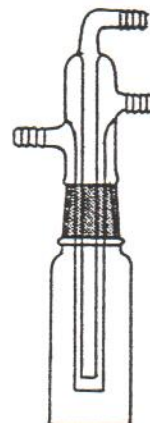
VACUUM SUBLIMATION APPARATUS

H-1651

ACCOMMODATES SAMPLES OF APPROX. 25 ml.

SIDE HOSE CONNECTIONS FOR VACUUM.

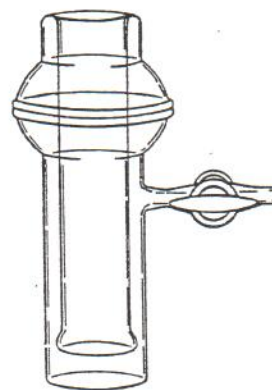
APPROXIMATE DIMENSIONS: 200 mm HIGH x
50 mm DIAMETER.



VACUUM SUBLIMATION APPARATUS

H-1652

50 SIZE HAS A #50 O-RING JOINT.
154 SIZE IS FABRICATED ON 154 mm
READED PIPE. STOPCOCK POSITIONED
SO THAT BOTTOM/CAN BE FIRMLY CLAMPED.



SIZE	SAMPLE SIZE ml	HEIGHT mm	DIAMETER mm	CODE
50	25	200	50	-1
154	230	250	168	-2



VACUUM

VACUUM

VACUUM

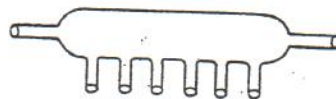
VACUUM

MANIFOLD

H-1671

APPROXIMATE DIMENSIONS:

BODY DIAMETER 25 mm
TUBULATION EXTENDING 8 mm
OVERALL LENGTH 12 in

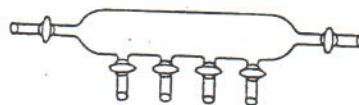


MANIFOLD, WITH STOPCOCKS

H-1672

APPROXIMATE DIMENSIONS:

BODY DIAMETER 25 mm
TUBULATION EXTENDING 8 mm
OVERALL LENGTH 14 in

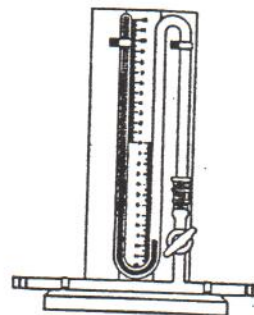


END STOPCOCKS ARE 4mm BORE
OTHER STOPCOCKS ARE 2mm BORE

VACUUM GAUGE, MANOMETRIC, CLOSED U-TUBE

H-1673

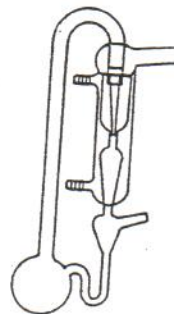
MEASURE PRESSURE RANGE OF 260mm BY
CURVING 130mm ABOVE AND BELOW THE
POSITION. TO PREVENT BREAKAGE
FROM SUDDEN PRESSURE SURGE, U-TUBE
HAS CONSTRICTION.
MERCURY NOT INCLUDED.



VACUUM, DIFFUSION PUMP

H-1674

TWO STAGE FOR MERCURY WITH PUMPING
SPEED OF APPROXIMATELY 1.5 to 2 LITERS
PER SECOND AT PRESSURE OF 5×10^{-4} Hg.
VACUUM OF 10^{-7} OR BETTER.
FOR USE WITH HEATING MANTLE.





VACUUM

VACUUM

VACUUM

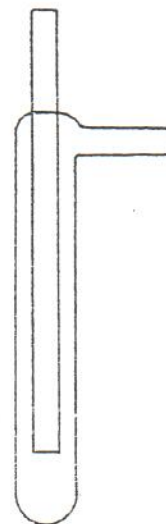
VACUUM

VACUUM TRAP, ONE PIECE

H-1691

TO REMOVE VAPORS BY CONDENSATION
OR DRY ICE FROM VACUUM LINE

BODY		STEM	CODE
O.D.	LENGTH	O.D.	
mm	mm	mm	
25	200	10	-1
30	225	13	-2
35	250	15	-3
38	250	20	-4
45	275	25	-5
51	300	30	-6
70	325	41	-7

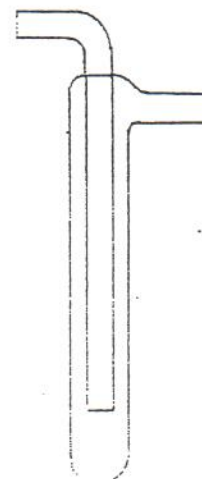


VACUUM TRAP, ONE PIECE,
TOP TUBE AT 90 DEGREES

H-1692

TO REMOVE VAPORS BY CONDENSATION
OR DRY ICE FROM VACUUM LINE

BODY		STEM	CODE
O.D.	LENGTH	O.D.	
mm	mm	mm	
25	200	10	-1
30	225	13	-2
35	250	15	-3
38	250	20	-4
45	275	25	-5
51	300	30	-6
70	325	41	-7

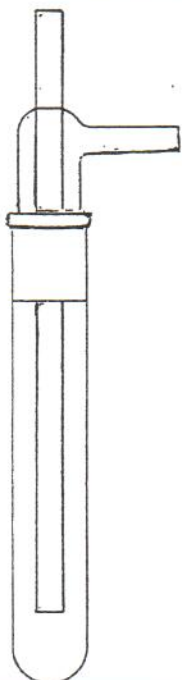


VACUUM

VACUUM

VACUUM

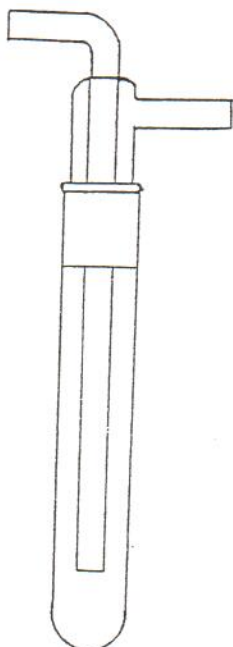
VACUUM



H-1701 VACUUM TRAP, TWO PIECE

BODY AND STOPPER JOINED BY S/T JOINT

BODY O.D. LENGTH mm	JOINT SIZE	STEM O.D. mm	COMPLETE CODE	BODY ONLY CODE	STOPPER ONLY CODE
32 x 200	29/42	10	-1	-8	-15
38 x 225	34/45	13	-2	-9	-16
45 x 250	40/50	15	-3	-10	-17
48 x 250	45/50	20	-4	-11	-18
54 x 275	50/50	25	-5	-12	-19
60 x 300	55/50	30	-6	-13	-20
75 x 325	71/60	41	-7	-14	-21



H-1702 VACUUM TRAP, TWO PIECE

TOP TUBE AT 90 DEGREES
BODY AND STOPPER JOINED BY S/T JOINT

BODY O.D. LENGTH mm	JOINT SIZE	STEM O.D. mm	COMPLETE CODE	BODY ONLY CODE	STOPPER ONLY CODE
32 x 200	29/42	10	-1	-8	-15
38 x 225	34/45	13	-2	-9	-16
45 x 250	40/50	15	-3	-10	-17
48 x 250	45/50	20	-4	-11	-18
54 x 275	50/50	25	-5	-12	-19
60 x 300	55/50	30	-6	-13	-20
75 x 325	71/60	41	-7	-14	-21

VACUUM

VACUUM

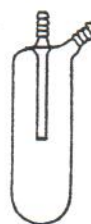
VACUUM

VACUUM

VACUUM TRAP

H-1711

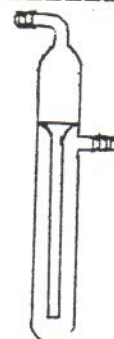
BODY O.D. mm	BODY LENGTH mm	CODE
38	150	-1
38	300	-2
51	150	-3
51	300	-4



BUBBLER, MINERAL OIL

H-1712

TO MAKE VENT TO ATMOSPHERE

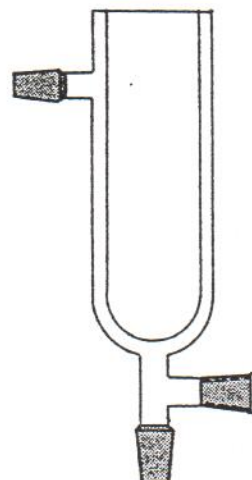


VACUUM TRAP, DEWAR SHAPE, S/T

H-1713

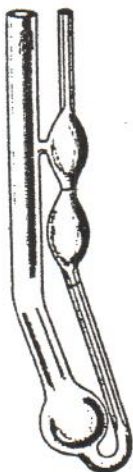
USE BETWEEN DISTILLATION APPARTUS
AND VACUUM PUMP. BOTTOM OPENING
PERMITS REMOVAL AND RECOVERY OF
CONDENSATE FROM THE WALLS.

I.D. BODY mm	INSIDE DEPTH mm	JOINT SIZE	CODE
37	250	24/40	-1
47	250	29/42	-2



H-1721 VISCOMETER, CANNON-FENSKE

FOR OBTAINING KINEMATIC VISCOSITIES.
ASTM METHOD OF TEST D445.
VISCOSITY RANGES SHOWN ARE FOR A LOWER
EFFLUX TIME OF 200 SECONDS.
WITH SIZE 25, MINIMUM TIME FOR 0.5 CS
VISCOSITY SHOULD BE 250 SECONDS. KINETIC
ENERGY CORRECTION IS NEGLIGIBLE WHEN
THESE TIMES ARE USED.



<u>SIZE</u>	<u>RANGE</u> <u>CENTISTOKES</u>	<u>CODE</u>
25	0.5 to 2	-1
50	0.8 to 4	-2
100	3 to 15	-3
150	7 to 35	-4
200	20 to 100	-5
300	50 to 250	-6
350	100 to 500	-7
400	240 to 1200	-8
450	500 to 2500	-9
500	1600 to 8000	-10

H-1722 VISCOMETER, UBBELOHDE

SUSPENDED LEVEL VISCOMETER REQUIRES
NO KINETIC ENERGY CORRECTIONS OVER
RANGES OF 0.5 to 20,000 CENTISTOKES.
CERTIFICATE OF CALIBRATION NOT SUPPLIED.



<u>SIZE</u>	<u>RANGE</u> <u>CENTISTOKES</u>	<u>CODE</u>
75	1.6 to 8	-1
100	3 to 15	-2
150	7 to 35	-3
200	20 to 100	-4
300	50 to 250	-5